

# FOR ONCE IN MY LIFE

(duet with Stevie Wonder)

Music by ORLANDO MURDEN  
Lyrics by RONALD MILLER

Freely, with expression (♩ = 60)

C Cmaj7 C7 C7(b9) Fmaj13 Bb13 C/G C/E Ab13

The first system of the score consists of a guitar part with nine chord diagrams and a piano accompaniment. The piano part is in 4/4 time and includes a mezzo-piano (*mp*) dynamic marking. The guitar chords are: C, Cmaj7, C7, C7(b9), Fmaj13, Bb13, C/G, C/E, and Ab13. The piano accompaniment features a melodic line in the right hand and a bass line in the left hand, with a pedal effect indicated by a wavy line at the bottom.

(with pedal)

Dm7 G13(b9) C C+ C6 C#dim7

Slowly ♩ = 60 (♩ = ♩♯)

Tony: For once in my life — I have some-one who needs me,

The second system features a vocal melody line and piano accompaniment. The tempo is marked 'Slowly' with a quarter note equal to 60 beats per minute. The time signature is 4/4. The guitar chords are: Dm7, G13(b9), C, C+, C6, and C#dim7. The vocal line includes a triplet of eighth notes. The piano accompaniment includes a triplet of eighth notes in the right hand and a triplet of eighth notes in the left hand.

Dm7 Bb/D Dm7 G9 Dm7 A7(b9)

some - one — I've need-ed so long. For once un - a - fraid

The third system continues the vocal melody and piano accompaniment. The guitar chords are: Dm7, Bb/D, Dm7, G9, Dm7, and A7(b9). The vocal line includes a triplet of eighth notes. The piano accompaniment includes a triplet of eighth notes in the right hand and a triplet of eighth notes in the left hand.

Dm7



G7



G7(#5)



C6



G7(#5)



I can go where life leads me, and some-how I know I'll be

Cmaj9



E7(#9)



Am



Am(maj7)



Am7



D9



strong. Stevie: For once I can touch what my heart used to dream of

Dm9



A7(#5)



Dm7/G



Em7



E7(#9)



long be-fore I knew some-one warm like

Am9



Am9/D



A13(#11)



G13



G7(b9)



you could make my dreams come true. Tony: For


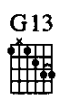

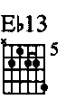










once in my life I won't let sor-row hurt me, not like it's hurt me be -



fore. Stevie: For once I have some-thing I know won't de - sert me. —






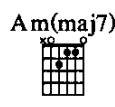











I'm not a - lone\_ an - y - more. Tony: For once I can say this is



mine, — you can't take it. Stevie: Long as I know I have love, — I can make it



C/G



F#13



Fmaj7



G11



C



C+



Musical staff with treble clef, showing a melodic line with triplets and a fermata over the final measure.

Tony: For once in my life

I have some-one who needs me.

(Harmonica solo ad lib....)

Piano accompaniment for the first system, including a grand staff with treble and bass clefs, showing harmonic support and a fermata.

Bb13



A7(#5)



Dm



Bb/D



G13



A7(b9)



Musical staff with treble clef, showing a melodic line with a fermata.

Piano accompaniment for the second system, including a grand staff with treble and bass clefs.

Dm7



Ab13



G11



G13



C6



G13



Musical staff with treble clef, showing a melodic line with a fermata.

Piano accompaniment for the third system, including a grand staff with treble and bass clefs.

Gm7



C9



Gb9(b5)



Fmaj7



E7(#9)



E7(b9)



Musical staff with treble clef, showing a melodic line with triplets and a fermata.

...end solo)

Tony: For once I can say this is mine, you can't take it.

Piano accompaniment for the fourth system, including a grand staff with treble and bass clefs.

Am Am(maj7) Am7 D13 A♭13

Stevie: long as I know I have love I can make it. Tony: For

C/G G♭7(b5) Fmaj7 Em7 Dm7 G13(b9)

once in my life I have some - one who needs

*rit.*

**Freely** C♯6 C13 C13(b9) Fmaj9/C Fm(maj7)/C

me.

Stevie: For once in my life, for once in my life I have some - one, some - one.

D♭maj7/E♭ A♭maj9 D♭9 G7(b9 #5) C♯6

in my life, some - one who needs me.

*mp*